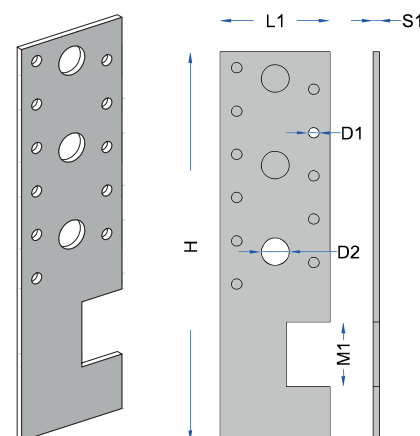


T - GNT > Giunto per ancoraggio

S250
GD z.c. CE

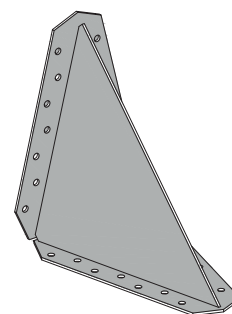
Commerciale		Dimensionale					
Gamma	Q.tà	L 1	H	M 1	D 1	D 2	S 1
Codice	nr	mm	mm	mm	N° x Ø	N° x Ø	mm
1996201	100	50	160	30	9 x Ø5	2 x Ø13	3,0
1996202	100	50	180	30	11 x Ø5	3 x Ø13	3,0
1996203	100	50	200	30	13 x Ø5	3 x Ø13	3,0



CNI > Cunei di fissaggio

S250
GD z.c. CE

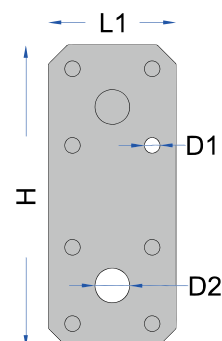
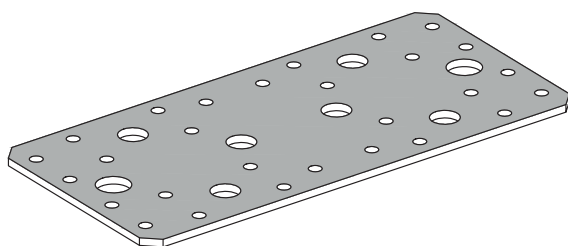
Commerciale		Dimensionale				
Gamma	Q.tà	L 1	H	P	D 1	S 1
Codice	nr	mm	mm	mm	N° x Ø	mm
1996401	40	45	90	90	16 x Ø5	2,0
1996402	40	75	130	130	20 x Ø5	2,0
1996403	20	95	170	170	24 x Ø5	2,0
1996404	20	130	210	210	32 x Ø5	2,0
1996405	20	150	250	250	40 x Ø5	2,0



PCL > Piastre di collegamento

S250
GD z.c. CE

Commerciale		Dimensionale					
Gamma	Q.tà	L 1	H	D 1	D 2	D 3	S 1
Codice	nr	mm	mm	N° x Ø	N° x Ø	N° x Ø	mm
1995001	50	65	170	20 x Ø5	8 x Ø7	2 x Ø11	2,5
1995002	50	90	190	28 x Ø5	6 x Ø11	2 x Ø13	3,0



Commerciale		Dimensionale				
Gamma	Q.tà	L 1	H	D 1	D 2	S 1
Codice	nr	mm	mm	N° x Ø	N° x Ø	mm
1995101	150	40	95	8 x Ø5	2 x Ø11	2,5
1995102	100	40	175	16 x Ø5	4 x Ø10	3,0
1995103	100	55	135	16 x Ø5	2 x Ø11	2,0